
AN EFFICIENT METHOD FOR EYE TRACKING BY PASSWORD VERIFICATION

¹Kamal Raj T ²Yashaswini R ³Ranjitha B M ⁴Sumanth D ⁵Varshitha N

^{1,2,3,4,5}Department of Computer Science and Engineering,

Rajarajeswari College of Engineering, Bangalore, India-560074

rcekamal@csce@gmail.comyashuyashaswini327@gmail.com*

ranjithabm133@gmail.comsumanthreddy5@gmail.com

varshitha160599@gmail.com

ABSTRACT: Individual Identification numbers are generally utilized for client verification and security. Secret key verification utilizing PINs expects clients to genuinely include the PIN, which could be frail against mystery word breaking by methods for acquiring individual or private or warm area. Individual range affirmation with tolerant look based range zone methodsgives up no consistent impressions and consequently offers a dynamically protected riddle state segment choice. Look based verification alludes to finding the consideration area across consecutive picture edges, and following eye community after some time. Eye following is accomplished by distinguishing a similar eye includes over various picture outlines and connecting them to a specific eye. The estimations are pursued for eye affirmation including various motivations behind the face district, eye development quickly moving, and iris snags to pick their comfort for the notable applications. Eye-stare identification has been generally explored and introduced. The eye can't move as quickly as 30 movements for every second. This prompted proposing an upgrade to the eye tracking framework being introduced. Picture preparing game plan isolates the iris and learns the specific community for an eye, in this way conveying controlled signs with the assistance of a reference place. The signs are controlled at that point utilized with a situation of a mechanized stage through wise camera. This upgrade improved the CPU handling time prerequisites. This presents a paper with a consistent application for look based range passage, and eye attestation to follow the range seeing verification using a sensible camera.

Keywords- iris tracing; detection of pupil; real-time eye detection; image processing; smart camera.

1.INTRODUCTION

Secret phrase confirmation can be corrupted as a validation system because of absence of memorability and security. In client confirmation the procedure which we need to go through is username and secret word. The majority of the application gives information based verification which incorporate alphanumeric secret key just as graphical secret phrase. For the most part, secret phrase frameworks are looked by issue of clashing necessities. Pictures are commonly simpler to be recollected or perceived than content, particularly photographs, which are considerably simpler to be recalled than arbitrary pictures [1]. In spite of the fact that the current Pass face strategy covers numerous ease of use highlights like simple to utilize, to retain, to perceive and straightforward, however there are a few disadvantages with this calculation.

The utilization of individual recognizable proof numbers (PINs) is a typical client validation technique for some applications, for example, cash the board in programmed teller machines (ATMs), affirming electronic exchanges, opening individual gadgets, and opening entryways [2]. Perfect character validation stays a test in any event, when PIN verification is utilized, for example, in money related frameworks and entryway get to control [3] [4]. The way might be admitted to enter the code for customers to get the following spots make PIN region slight against puzzle express ambushes, for instance, shoulder surfing similarly as warm after [5]. The inspiration of work is to driving the eye area based PINs to enter and see the using of an amazing camera through propelling iris certification or following. Then the locker has to be made opened for authenticated user i.e., the synchronization between the system and locker has to be achieved.

Secret key validation utilizing PINs expects clients to truly enter the PIN, which could be defenseless against secret word splitting by methods for acquiring individual or private or warm area. Individual range affirmation with tolerant look based range zone methods, on the contrary hand, gives up no consistent impressions and consequently offers a progressively secure secret word section choice [6]. This presents a paper with a consistent application for look based range passage, and eye attestation to follow the range seeing verification using a sensible camera, straightforward for acquiring individual or private attacker to watch the mystery word. The eye movement tracking should occur continuously while capturing the image from the camera has to take place i.e., via Detecting on the face and eye region in the image will be done continuously to track the eye movements. The validation process has to be done between the password that has been stored in the system and the password entered or updated by the user.

Individual Identification Numbers is used for checking the mystery expression of the customer by genuinely entering the mystery word, which could have high threat of mystery key parting of the customer by using some framework like shoulder surfing thus forth [7]. By using Look based Stick entry procedures there will be no physical impression behind and right now an undeniably secure to enter mystery key. Smart camera is used to perceive eye and route for Stick recognizing evidence.

2. LITERATURE SURVEY

Continuous iris processing can be significant tolerant look based range zone methods for secret phrase section. Right now, shrewd camera, Lab VIEW and vision programming apparatuses are used to produce eye identification and following calculations. The calculations are transferred to intermediate with a savvy camera to capture the picture handling with on-board sequence. Iris are identified to discover the region of an eye includes in a solitary casing, **was suggested by E. Ortlieb** [8]. Iris direction is accomplished may distinguishing a similar eye includes over various picture outlines and relating them to a specific eye. Framework exactness is less. Look based secret word passage can be reached out to cell phones and other camera-based frameworks. This paper presents the actualized calculations and execution aftereffects of these calculations on the keen camera.

The point when clients embed their passwords in a typical territory, they may be in danger of assailant taking their secret word. The PIN section can be seen by near to enemies, all the more solidly in a packed spot. Another strategy has been built up to adapt to this issue is cryptography avoidance procedures **by R. Bama** [9]. Webcam that connected on eyeglass is huge size; it will be trouble vision of client. Framework can't successful condition. The eye development is utilized to control cursor that show up on screen and eye squint utilized for entering order.

A continuous iris location and following calculation has been actualized on a shrewd camera utilizing graphical programming devices **were proposed by J. Weaver** [10]. The program identifies the eye and finds the focal point of the iris, which is recorded and put away in Cartesian directions. In consequent video outlines, the area of the focal point of the iris relating to the recently recognized eye is registered and recorded for an ideal timeframe, making a rundown of directions speaking to the moving iris community area across picture outlines. The motivation behind the investigation is to recognize contrasts in perusing examples of users at different levels to in the long run decide effective perusing systems for development. Right now, iris following framework and calculations, use of the framework to ongoing catch of understanding

examples, and portrayal of 2D/3D iris track are given outcomes and proposals.

Savvy Cameras consolidate ground-breaking installed processors and imaging sensors into an across the board vision framework. Brilliant Camera computerized I/O incorporates opt isolated advanced information sources, opt isolated computerized yields, a RS232 sequential port, and Gigabit Ethernet ports. Savvy Cameras additionally can remember worked for computerized I/O and modern correspondence alternatives for dynamic, constant correspondence and incorporation with mechanical computerization gadgets including programmable rationale controllers (PLCs), human machine interfaces (HMIs), apply autonomy, sensors, and modern apparatus **was anticipated by M. Mehrubeoglu**[11].

A tale look following technique that requires just a single adjustment marker for individual alignment is proposed. All in all, individual adjustment is known to be an irksome assignment, which requires the client takes a gander at nine to twenty alignment markers in progression. In contrast to customary techniques, the proposed strategy radically decreases the expense of individual adjustment. While the client takes a gander at the adjustment marker, the contrast between the client's eyeball shape and the eyeball model utilized in ascertaining the client's look bearing is evaluated, and leftover mistake is repaid by the parameters inferred **by M. Ramchander** [12] the alignment.

Right now introduced some hypothetical and exploratory contemplation about the eye developments, look course and connection among them and the stance of human head. As a matter of first importance it is essential to dissect the developments of the eyes and furthermore the displaying of picture creation on the retina surface as per the convenience process. In the second piece of the paper we introduced the test arrangement used to record the eye developments and the human head pose in potential circumstances **suggested by T. Ohno** [13]. In the last piece of the paper we examined the accounts of eye developments for a human subject during time tests connected with the eye stare course and reenactments. Additionally the outcomes, ends and future utilizations of these looks into are introduced.

Versatile optics, are incorporated into retinal imaging frameworks, makes up for quickly changing visual abnormalities progressively and brings about improved high goals pictures that uncover the photo receptor mosaic. Imaging the retina at high goals has various potential clinical applications, but then for the advancement of business items that can be utilized in the facility, the multifaceted nature and significant

expense of the current research frameworks must be tended to. We present another strategy to control the deformable mirror progressively dependent on understudy following estimations which utilizes the default camera for the arrangement of the eye in the retinal imaging framework and requires no additional expense or equipment **was proposed by D. Hansen** [14].

Eye Tracking is a gadget that can be needed to help the patients, and then we can't play out any purposeful undertakings related life in a bit by bit way. Patients eyes can just control with in any case talk with this present reality utilizing the assistive gadgets like one proposed right now. This gadget gives a human PC interface so as to take choices dependent on their eye development. At that point a consecutive picture preparing plan portions the iris may ascertains the center of the eye, along these lines control signal produces the assistance with a reference pivot. The signals may control with the situation of a mechanized stage by the means of USB-microcontroller interface **by Fabrice Harms and Chris Dainty** [15].

Motivation to this paper is to distinguish the focal point of the eye on screen in X and Y arranges with the assistance of normal low goals web camera. We are utilizing standard low goals web camera to get the consequences of framework which benefits in affordable manner for improvement. To accomplish the frameworks objective we are utilizing the open source library of Open CV in which it makes the framework extremely efficient. Framework is actualized with the assistance of Viola Jones calculation which helps to expand the exactness. This framework encourages the visually impaired people groups to control the different frameworks was suggested **by G. Bretthauer**[16].

3. DESIGN AND IMPLEMENTATION

3.1. Web Camera

The basic piece of an eye following structure is with an adaptation NI 1762 astounding camera and in a Computer 12 mm Gigabit is the motivation behind associated with the Ethernet as delineated to interface in past scattering [5][6]. The framework has been utilized to start with an eye occasions and again it has been utilized for eye affirmation to catch the capacity level of each customers in a different examine[7], the clients were moved nearer to get works while their eye an area was prepared a decent arrangement the sharp camera across picture follows. Right now, the watcher looks at the digits of an impelled key cushion. The camera is found straightforwardly over the keypad with a camera screen purpose of assembly truly watching the client's eye.

1	2	3
4	5	6
7	8	9

Figure 1. Electronic Keypad for Recognizing Eye Movements.

Mainly camera controls the two processor that have been granted a permission to follow and work properly on the camera exceptionally with applications, for example, design coordinating, optical character acknowledgment and information lattice code [8] continuously. The extent course of an action delivers high goals diminish scale pictures which are fundamental for the utilization of the steady eye following count. Precisely the camera is connected in various ways to transfer the file protocol and some drivers to be connected, the information would have the alternative methods to be moved on different gadgets [7]. The eye discovery calculation forms around seven edges for every second. The camera graph rate affirmation isn't stringy not possible for this application, since the client stops each digits for a few minutes. Basic 33 fps or all the more moderate cameras could in like manner be used for look based mystery state recognizing evidence. The upside of the keen camera framework is ready information catch, preparing and capacity.

3.2. Personal Range Entry

Look based PIN passage includes the customer to enter the PIN by gazing at the keyboard pad. When the customer looking at the range for several minutes to enter the PIN and continuously process the accompanying digit with customer eyes. While the customer seeing the keyboard pad they should enter some digits to be verified then the camera automatically clicks the image of the partially used progressive edges and enrolls with a iris movement zone utilized with actualized picture preparing counts additionally and records the course with Cartesian tending to the eye arranges with an on-board spreadsheet document, together related with a picture plot number. The iris has completed the applications in which we have to use the PIN passage.

3.3. Detecting an Eye Trailing Formula

An iris conspicuous evidence figuring in delineated with detail by [5] [7] and is thick with the fulfillment. Zoning with eye starts checking with setting up the directions. By practiced we are getting a solitary edge of the client's eye and sparing it with an eye structure. The technique is involved in eye following check, which begins it with getting the photographs of each steps in a program in which we can see the condition of the face and the eye. The starring of an eye with sorted out is created utilizing the spared structure and checking the reliable picture outline for best fit utilizing standardized cross-relationship. The arrange framework transformation is cultivated to institutionalize the directions of the detailed eye area, to permit catching eyes at different points dependent on the tilt of the head. The iris placing is then experimentally prepared in the purpose of intermingling of the center or oval that evidence on the spreadsheet of the light camera which arranges with an eye.

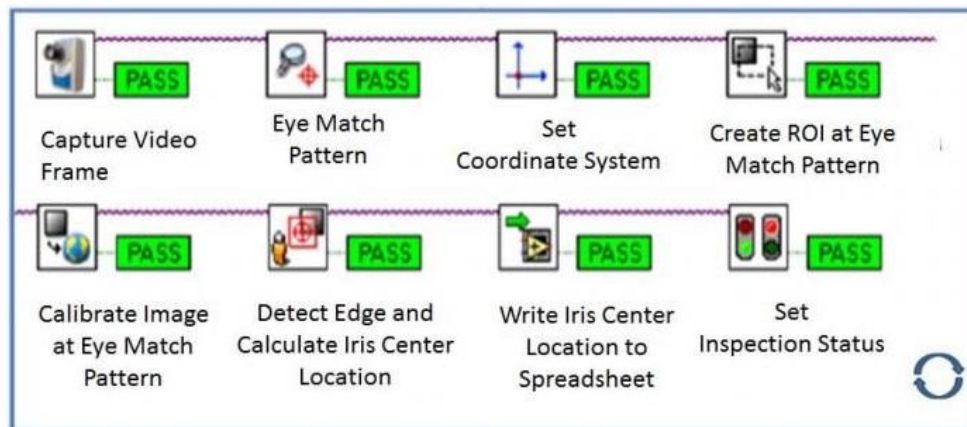


Figure 2. Eye Discovery and Following Procedure.

The going with depicts the eye acknowledgment and following strategy in detail:

1. A ceaseless eye picture is found using a splendid camera interfaced to Lab VIEW.
2. The eye is facilitated with a pre-taken care of eye plan (essentially the best match is represented).
3. The orchestrate structure and cause are agreed with the grabbed attention picture.
4. The Region of Interest is set to the planning eye zone to diminish the domain that is taken care of.
5. The picture is acclimated to change over pixel headings to genuine encourage.

6. An oval or circle is drawn reliant on the centers expelled from the Region of Interest. Moreover the accompanying line is drawn from a once-over of centers that address the point of convergence of the eye from dynamic edges.
7. The bearings of the point of convergence of the eye are taken care of in a spreadsheet.
8. The examination status is showed up through pass (green) or crash and burn (red) markers.

$$\text{Average detection rate} = \frac{\text{no of frames eye is detected}}{\text{total no of frames}}$$

(1)

3.4.Gazed Primarily based Pin Recognition

A PIN unmistakable verification, the eye place encourages the spreadsheet, firstly plot the second dimensional spreadsheet. The data centers are collected using gathering. The systems are chooses the looked range, anyway we didn't use the solicitation are looked in which they are capable. Choose the solicitation for the digits that we are entered, a third dimensional related with diagrams is plotted and displayed a solicitation for looked range number. Testing charts are been developed for on going with zoning activities.

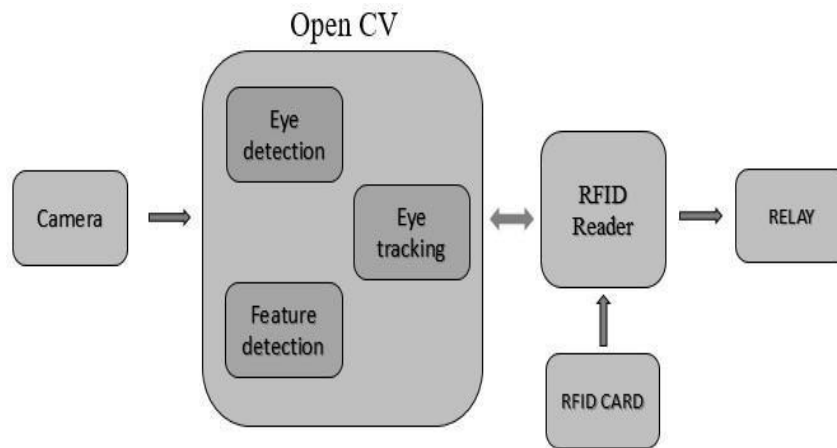


Figure 3. Eye Tracking Block Diagram.

Transaction system after receiving the password will send the password for the Authentication response system for further authentication process then the eye tracker authentication will request the authentication response to make the authentication. The Authentication system will make the transaction with the Authentication database where the password corresponding to the customer would be stored. If the received password would get matched with the stored password then the system allows the

customer to do transactions i.e., system activates the relay to open the locker. If the Authentication process fails then the signal is sent to customer as invalid password.

Algorithm 1. Haar Cascade Algorithm

Innovation and use of Haar cascade, there were numerous layouts and items that coordinated calculations with high exactness, for instance, the scale-invariant part change, quicken enthusiastic component, and arranged snappy and turned combined solid free simple features. These computations show a high efficiency anyway can't be applied to nonstop area inferable from their long dealing with events. Meanwhile, the Haar-cascade computation is a ML-based procedure where a course work is set up from different positive and negative pictures. It is right now to recognize inquiries in various pictures.

Step 1: Pick f i.e, max false positive rate acceptable by each layer and d i.e, min detection rate acceptable by each layer)

Step 2: Let F_{target} is a false positive target rate

Step 3: Let p is a positive set

Step 4: Let n is a negative set

Step 5: Let $F_0, D_0, i=0$ (F_0 : overall false positive rate at layer 0, D_0 : acceptable detection rate at layer 0, and i : is the current layer)

Step 6: While $F_i > F_{\text{target}}$ (F_i : overall false positive rate at layer i):

- $i++$ (layer increases by each step)
- $n_i=0; F_i=F_{i-1}$ (n_i : negative example i):
- While $F_i > f * F_{i+1}$
 - n_i++ (check a next negative example
 - Use P and N to train with AdaBoost to make a xml
 - Check the result of new classifier for F_i and D_0
 - Decrease threshold frequency to adjust detection rater $r \geq d * F_{i-1}$
- $N = \text{empty}$
- If $F_i > F_{\text{target}}$, use the current classifier and false detection to set N

4. RESULTS AND DISCUSSIONS

4.1. Tracking Eye by Pupil Detection

The eye may disclosure and focuses with the arranged and recorded capture of the images where the eye is located. Table.1 shows the test spreadsheet step by step by informing and recorded iris following during the 3 digit ranging code The graph may consolidates the separated number by edging level and bearing the altitude of an eye placing with the zoning structure. Fig 3 influences the impacts of an eye series acknowledgment period pin range entry section of values 3, 1, and 8. The procedure is

accompanied by eye after estimate, which starts by taking the photos of the clients head and determining the condition of the face. The arrangement framework change in practice to institutionalize the directions of the announced eye area.

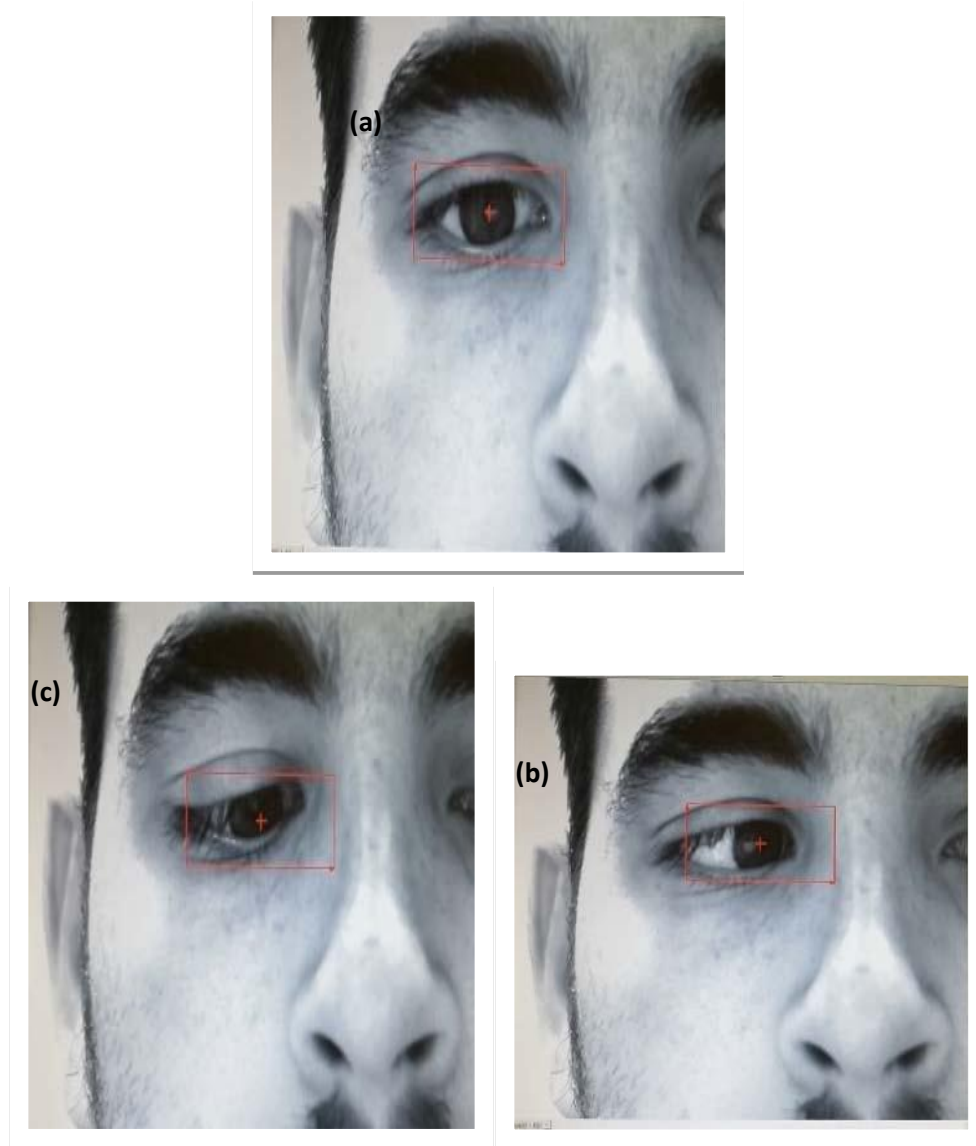


Figure 4. Subject Looking at A. range 3 and B. range 1 and C. range 8

Table 1. Sample Output for Tracking Number

FRAME NUMBER	X-AXIS (pixels)	Y-AXIS (pixels)
0	334	169
5	335	170
11	336	170
16	335	169
22	335	170
27	334	169
33	336	171
38	336	171
43	336	171
49	335	170
55	329	173
60	303	179
65	303	177
71	304	176
76	303	175
82	305	175
87	306	177
92	305	177
98	303	177
103	303	178
109	304	178
114	319	196
120	323	202
125	326	203

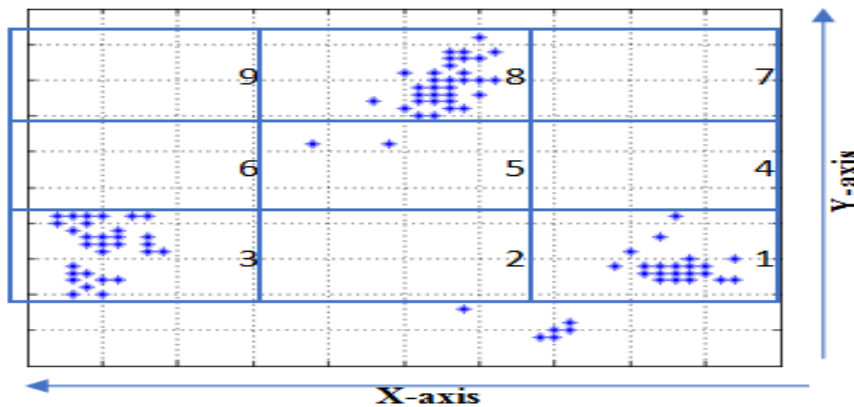


Figure 5. Plotted the Graph for Eye Region during 3 Digit Value Segment.

4.2. Personal PIN Entry

Fig. 4 display the spreader plot for the moved range number of 3, 1, 8 together in a value pad by a overlaid. Especially that the keypad is moved or changed with a sorting of the dissipate plot in the components of graph, that is flipped over the x and y scales. The plots which as spread-ed by the social events to show of looked values or to see the digits which are used for the personal range number.

The disperse plot of an inexorably stunning 4 values of gazed number with a rapaid number is provided in Fig. 5. Mainly thickness of information are focused in matrix sheet speaking to the reduces of 2 valued number is self-evident.

Lastly the portion of eye areas can be identified and covered in which it would shows up as a main point that can plot the dissipate, however we cannot match without as much of a stretch be recognized in the fleeting or successive plots of eye facilitates.

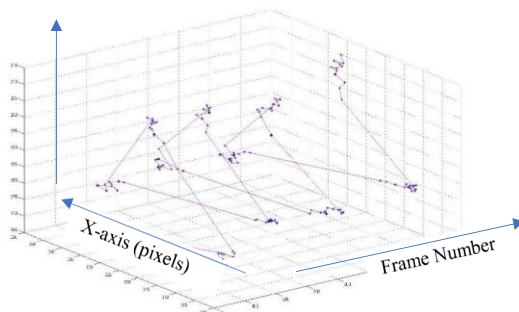


Figure 6. Consecutive eye following for distinguishing look based PIN 3, 1, 8. Right now, customer is drawn closer to go over the three-digit PIN section on numerous occasion repeatability.

The above fig involves the three dimensions which is related to plot the particular range number for the three value number. The dimensions may plot the numbers in wires which would be progressive for layout request. Right now customer was drawn nearer to provide the number to display repeatability on various events to test of the structure of the event. The guinea pig entered the PIN on numerous occasions. The related disseminate plot recognizes the solicitation for the looked digits. It displays the disperse plot along with the overlaid PIN cushion for the advanced PIN 3-1-8. Remember that the advanced keypad is updated to control the dissipate plot's graphical display, that can be turned over the x and y scales. The plot may disperse and uncovers the looked numbers by gathering the number of used range values to be distinguished on various digits.

5. CONCLUSION

A savvy camera is based on eye pupil tracking structure in which it can be intertwined into information for look based personal range digit recognizing and verifying. The following structure may be adequately attempted with a numerical digit keypad, and afterward it has been very well extricated up to character and numerical blend puzzle word section. The data of an eye, range may be generally increased to scatter the plots to which it has to be connected by a transitional improvement between numbers. This may affect screen exactness inside the size of social occasions, and should be adjusted for each screen and the entering keypad. The robustness of the precision of the

perceived pins will be looked by the impact of customer's, and ought to be spoken to. As of now, the personal range digit may distinguishing proof is practiced after consulting the controlled eye by center estimations and recording are done. Future work joins the personal digit merging with the conspicuous verification calculation with the ongoing structure for all may be in one secret phrase distinguishing proof framework. What's more, look based secret key section can be stretched out to cell phones and other camera-based frameworks.

REFERENCES

- [1]. S. Milekic, "The more you look the more you get: Intention-based interface using gaze-tracking," in Trant, J.(Des.) *Museums and the Web2002: Selected Papers from an Int. Conf., Archives and Museum Informatics*, (2002), pp. 1–27.
- [2]. J. Orozco, F. X. Roca, and J. González, "Real-time gaze tracking with appearance-based models," *Machine Vision and Applications*, 20(6): 353-364, (2009).
- [3]. S. Fleck, S. Lanwer, and W. Straßer, "A smart camera approach to realtime tracking," *13th European Signal Processing Conference* (2005).
- [4]. Aji Joy, Ajith P Somaraj, Amal Joe, Muhammed Shafi, Nidheesh T M, "Ball Tracking Robot Using Image Processing and Range Detection", *International Journal of Innovative Research in Computer and Communication Engineering*, Vol. 2, Issue 3, March (2014).
- [5]. A. Villanuev, R. Cabeza, and S. Porta, "Gaze tracking system model based on physical parameters," *International Journal of Pattern Recognition and Artificial Intelligence*, 21(5), (2007).
- [6]. "ATM Fraud, ATM Black Box Attacks Spread Across Europe", *European ATM Security Team (E.A.S.T.)*, online, posted 11 April (2017).
- [7]. K. Mowery, S. Meiklejohn and S. Savage, "Heat of the Moment: Characterizing the Efficacy of Thermal Camera-Based Attacks," *WOOT '11*, pp. 1-8, August (2011).
- [8]. M. Mehrubeoglu, E. Ortlieb, L. McLauchlan, L. M. Pham, "Capturing reading patterns through a real-time smart camera iris tracking system," *Proc. SPIE*, vol. 8437, id. 843705, (2012).
- [9]. R. Revathy and R. Bama, "Advanced Safe PIN-Entry Against Human Shoulder-Surfing," *IOSR Journal of Computer Engineering*, vol 17, issue 4, ver. II, pp. 9-15, July-Aug. (2015).
- [10]. J. Weaver, K. Mock and B. Hoanca, "Gaze-Based Password Authentication through Automatic Clustering of Gaze Points," *Proc. 2011 IEEE Conf. on Systems, Man and Cybernetics*, Oct. (2011).

- [11]. M. Mehrübeoglu, H. T. Bui and L. McLauchlan, "Real-time iris tracking with a smart camera," Proc. SPIE 7871, 787104, (2011).
- [12]. M. Mehrubeoglu, L. M. Pham, H. T. Le, M. Ramchander, and D. Ryu, "Real-time eye tracking using a smart camera," Proc. 2011 IEEE Applied Imagery Pattern Recognition Workshop (AIPR '11), pp. 1-7, (2011).
- [13]. T. Ohno, "One-Point Calibration Gaze Tracking Method," in Proceedings of the Symposium on Eye Tracking Research and Applications, pp. 34-34, (2006).
- [14]. D. Hansen and Q. Ji, "In the Eye of the Beholder: A Survey of Models for Eyes and Gaze," IEEE Transactions on Pattern Analysis and Machine Intelligence, Vol. 32, no. 3, pp. 478-500, (2010).
- [15]. Betul Sahin, Barbara Lamory, Xavier Levecq, Fabrice Harms and Chris Dainty, "Adaptive optics with pupil tracking for high resolution retinal imaging", 1 February (2012) / Vol. 3, No. 2 / BIOMEDICAL OPTICS EXPRESS 225.
- [16]. J.A. Nagel, C. Kutschker, C. Beck, U. Gengenbach, H. Guth, G. Bretthauer, "Comparison of different algorithms for robust detection of pupils in real-time eye tracking experiments.", Biomed Tech 2013; 58 (Suppl. 1) © (2013) by Walter de Gruyter, Berlin.
- [17]. C. Mauri and T. Granollers, "Computer vision Interaction for People with Severe Movemtn Restrictions," Human Technology, 2(1), pp. 3854, April (2006).
- [18]. W. Haibo, X. Chengqi, L. Qing, "The Eye Movement Experiment and the Usability Evaluation of the Fighter Cockpit Digital Interface," 2nd International Conf. Information Engineering and Computer Science (ICIECS), pp. 1-4, (2010). (10.1109/ICIECS.2010.5678205).
- [19]. Q. Li, L. Sun and J. Duan, "Web Page Viewing Behaviorof Users: An Eye-Tracking Study," Proc. of ICSSSM '05, International Conf. on Services Systems and Services Management, pp. 244-249, (2005).
- [20]. W. Lu, M. Li, S. Lu, Y. Song, J. Yin, and N. Zhong , "Impact of Information Overload for Visual Search on Web Pages: An Eye-tracking Study," Proc. 2010 IEEE/ICME International Conference on Complex Medical Engineering, July 13-15, (2010), Gold Coast, Australia.
- [21]. Ziad O. Abu-Faraj, Maya J. Mashaalany, Habib C. Bou Sleiman, Jean-Louis D. Heneine, and Waleed M. Al Katergi, "Design and Development of a Low-Cost Eye Tracking System for the Rehabilitation of the Completely Locked-In Patient" Proceedings of the 28th IEEE EMBS Annual International Conference New York City, USA, Aug 30-Sept 3, (2006).
- [22]. Chern-Sheng Lin, Chien-Wa Ho, Wen-Chen Chen, Chuang-Chien Chiu, Mau-Shiun Yeh, "Powered wheelchair controlled by eyetracking system," Optica Applicata (2006)(Vol.36), No.2-3, pp. 401412.

[23]. Andrew T. Dchowski, “A breadth-first survey of eye-tracking applications”, *Behavior Research Methods, Instruments, & Computers* (2002), 34 (4), 455-470.

[24]. D. H. Yoo and M. J. Chung, “A Novel Nonintrusive Eye Gaze Estimation Using Cross-Ratio Under Large Head Motion,” *Comput. Vis. Image Understand, Special Issue on Eye Detection and Tracking*, vol. 98, no. 1, pp. 25-51, (2005).

[25]. J. Gao, S. Zhang and W. Lu, “Application of Hough Transform in Eye Tracking and Targeting,” *9th International Conference on Electronic Measurement & Instruments, (ICEMI'09)*, pp. 751-754, (2009).