

Report on Effect of Several Light Truck Defenders in Indian Subcontinent

JASMIN KHARE¹

¹Department of Economics, Jagran Lakecity University, Bhopal
Email ID: jagraneip@gmail.com

Abstract: The exterior design of the vehicle and other internal components, such as the deflector attached to it, play a major role in aerodynamics. It has been noted that large numbers of light trucks without any aerodynamic features are produced and operated in the Indian subcontinent. The primary objective of this study is therefore to analyze the impact of aerodynamic devices or rails in Bangladesh and Pakistan on light-duty trucks. The study consisted of computer modeling, quick physical models manufacture and wind tunnel testing including CFD analysis. Nonetheless, in the Indian subcontinent, particularly in Bangladesh, India and Pakistan, there are as yet a critical number of light trucks that are operational that is made by changing a Bedford J arrangement truck Analyzed and compared the drag forces produced by each model. The results show that aerodynamically efficient deflectors for most locally produced Bangladeshi and Pakistani trucks can improve the overall aerodynamic drag by up to 22 per cent. The aerodynamic fitting can reduce fuel consumption by 12 percent by replacing these deflectors.

Keywords: CFD, deflectors, fairing, Indian subcontinent, light trucks, wind tunnel.

INTRODUCTION

Aside from scarcely any ongoing advancements in automotive organizations especially in sectors, for example, production of the hydrogen power train, electric vehicle and hybrid innovation, the greater part of the vehicles are as yet controlled by petroleum derivatives. Raising fuel cost and ecological awareness, automotive organizations are trying to plan more eco-friendly vehicles just as improving the current innovation. Drag power is one of the essential angles when designing a vehicle [1], [2]. One of the strategies for limiting the drag power is by designing an aerodynamic external shape of the automobile.

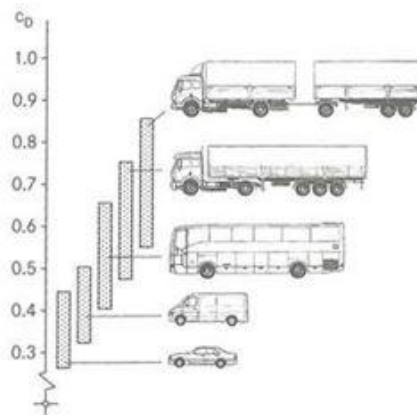


Fig. 1. Drag coefficient of different vehicles type

A vehicle with a lower drag coefficient (C_D) will require less fuel to defeat the drag power. In contrast to ordinary traveler vehicles, heavy commercial vehicles are wasteful as a result of their un-aerodynamic body shape. The normal drag power for vehicles can be seen from Fig. 1.

The coefficient of drag of a substantial commercial vehicle is around 0.9. The drag power is expanded because of the enormous frontal zones and feigns body shape. When going on the highway with 110 km/h speed, a 35-ton truck is assessed to consume around 42 L of fuel. This measure of fuel is multiple times higher than an ordinary street

vehicle. Weight drag assumes a major job with contributing 80% of the all-out drag delivered by a heavy commercial vehicle. Aerodynamic drag with a little estimated truck normally represents around 78 - 82% of the complete protection from the movement at 110 km/h. Consequently, decreasing aerodynamic drag contributes fundamentally to the efficiency just as the decrease of greenhouse gas emanations. Any additional structure, for example, front deflectors of the truck can increase the fuel utilization to a critical sum on the off chance that it isn't efficiently effective. Nonetheless, in the Indian subcontinent, particularly in Bangladesh, India, and Pakistan, there are as yet a critical number of light trucks are operational that is made by changing a Bedford J arrangement truck as appeared in Fig. 2. More details on trucks can be found [3], [4].



Fig. 2. A Bedford J series truck without and with modifications

In Bangladesh, the yearly development rate of enlisted engine vehicle is around 10%. As per Bangladesh Road Transport Authority, the total number of the enrolled vehicle in Bangladesh is more than 2.5 million out of 2016. Nearly 7% among them are trucks, which is roughly one thousand enlisted trucks in Bangladesh. The trucks in Bangladesh are generally adjusted by the proprietor's request. Generally, the decoration appended to the truck gives a combination of epigraphic formulae, verse, monotonous examples, and figural pictures. Subsequently, more the decorations appended to the truck will mirror the wealthier of the owner. The adjusted truck is additionally called "jingle truck" as it is creating a great deal of commotion when ventures out because of the chain decorations that are holding tight the front guard of the truck. This sort of truck can likewise be found in Pakistan and a few areas of India [5], [6].

The fundamental issue of this changed truck is the outer trimmings that are joined to its body can build the drag coefficient and subsequently more fuel will be expected to conquer the drag power. A business truck generally goes around 135,000 km every year. In light of the un-aerodynamic state of the truck, half of the fuel is added to conquer the drag power when a truck is going in the speed of 85 km/h. The decrease of the drag power will be significant, for example, just a few percent of the decrease will add to fuel-saving and less ozone-depleting substance discharge. Subsequently, the fundamental target of this paper is to evaluate the measure of drag created by these redirectors utilized in light trucks made and worked in the Indian sub-continental particularly in Bangladesh and Pakistan with an exploratory and numerical investigation. Besides, a fuel sparing aerodynamic structure of a redirector is likewise examined and looked at [7].

EXPERIMENTAL METHOD

Experimental models:

A one-tenth scale complete model of a Bedford J truck was utilized as a pattern truck. Two deflectors were additionally made duplicating the plan of Bangladeshi and Pakistani trucks. Moreover, an aerodynamic molded deflector was created to limit drag power while connected to the pattern truck model. All the model deflectors were made one-tenth of their full size to fit with the benchmark truck model. Fig. 3 shows the symmetrical perspectives on a benchmark truck fitted with 3 distinct deflectors utilized in this research [8].

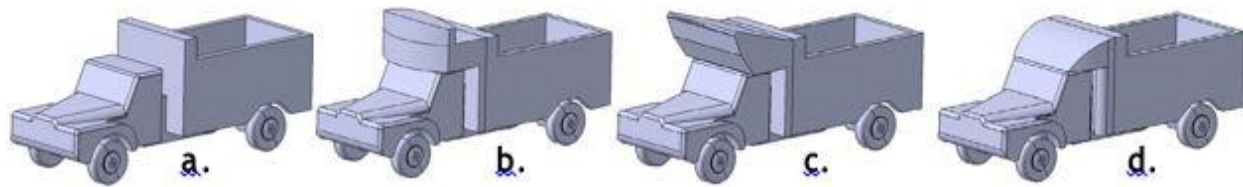


Fig. 3. Baseline truck fitted with deflector: (a) Bangladeshi, (b) Pakistani, and (c) Aerodynamic.

Wind tunnel test:

For this study, the RMIT industrial wind tunnel was used. The passage is a shut return circuit wind burrow with a turntable to reenact the cross-wind impacts. The most extreme speed of the passage is roughly 145 km/h. The rectangular test segment measurements are 3 meters wide, 2 meters high and 9 meters in length, and the passage's cross-sectional region is 6 square meters. More subtleties of this breeze passage can be found in. The passage was aligned earlier leading the analyses and velocities inside the wind tunnel were estimated with an altered National Physical Laboratory (NPL) ellipsoidal head pitot-static cylinder (situated at the section of the test segment) which was associated through adaptable tubing with the Baratron® pressure sensor made by MKS Instruments, USA [9], [10].

The truck model was associated through a mounting sting with the JR3 multi-hub load cell made by JR3, Inc., USA. The sensor was utilized to quantify every one of the three powers (drag, lift and side powers) and three minutes (yaw, pitch, and roll) all the while. Fig. 4 shows the schematic of the exploratory arrangement. For gauge correlation, at first, the aerodynamic powers were estimated for the pattern truck with no outside connection (i.e., deflector) under the scope of wind speeds (40-100 km/h) at 0° yaw angle. At that point, the estimations were taken by joining the Bangladeshi, Pakistani and aerodynamic redirectors on the benchmark truck. Each arrangement of information was recorded for 10 seconds normal with a recurrence of 20 Hz guaranteeing electrical obstruction is limited. Various informational collections were gathered at each speed tried and the outcomes were found the middle value of for limiting the further potential blunders in the crude trial information [11]. Test models inside the RMIT Industrial Wind Tunnel have appeared in Fig. 5.

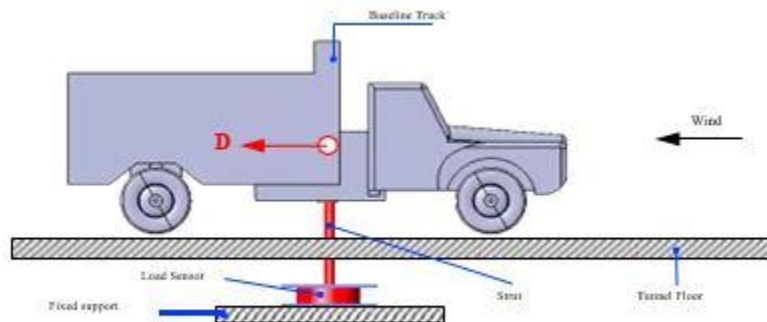


Fig. 4. Schematic of the experimental setup.



Fig. 5. Experimental setup inside the RMIT Industrial Wind Tunnel test section. Baseline truck fitted with deflector: (a) Bangladeshi, (b) Pakistani, and (c) Aerodynamic

RESULTS AND DISCUSSION

This paper presents only data on the drag force (D) and its dimensionless drag coefficient (C_D). The following formulation was used for the C_D:

$$C_D = \frac{D}{\frac{1}{2} \rho V^2 A} \tag{1}$$

The C_D as a component of speed for different designs of truck at 0° yaw point is introduced in Fig. 6. The outcome shows that the standard truck has practically steady C_D esteem about 0.47. In this examination, the C_D estimations of truck goes somewhere in the range of 0.41 and 0.51 relying upon the aerodynamic plan of the front redirector. The benchmark truck with the aerodynamic deflector attached has the most reduced C_D esteem among every other setup tried.

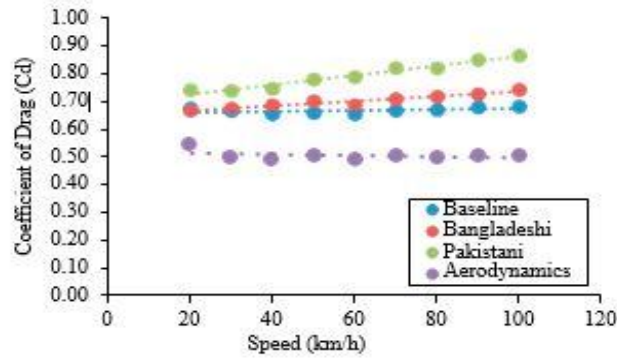


Fig. 6. Drag coefficient (CD) as a function of wind speed.

A computational Fluid Dynamics (CFD) study was done to comprehend the liquid stream around the models. Fig. 7 speaks to CFD post preparing for speed shape and speed streamline for the truck models with 4 distinct arrangements.

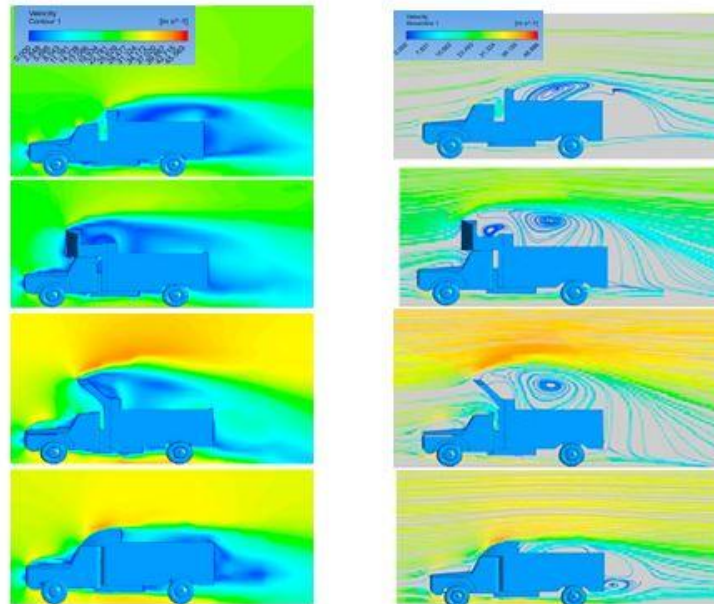


Fig. 7. CFD post processing: (a) velocity contour, (b) velocity streamline

It very well may be found in the area closer to the back segment the vortices are extremely tumultuous in light of the fact that the state of truck isn't completely symmetric. With vortices reaching out along the downstream, the vortices steadily join into a couple of vortices with opposite bearing pivots and the quality become more fragile in the far downstream segment.

The outcomes that appeared in Fig. 7 demonstrate that the approaching stream is isolated in the front of the truck into two locales, of which one on to the top and one on the base piece of the truck body. The top stream district is likewise isolated into two distinct locales in the stream design over the deflector. One is to the cold earth district and structures the vortices for the body to stop through the state between the ground floor and truck body. For the gauge model (a), the speed stream quickened at the top edge area of the body and structures a low-pressure zone because of the hole between the front truck and the trailer body.

At that point, the stream proceeds to the downstream and makes colossal vortices as a result of the state of the truck and trailer body. For the Bangladeshi model truck (b), the wind currents easily through the hood and top of the body till the fairing. After mounting the fairing in the front of the truck body, it builds the weight drag of the entire truck body. Comparable procedure for the Pakistani model truck (c), it tends to be found in the shape that it delivers more weight haul than the other three models. Besides, for Aerodynamic shape truck (d) above shows a decent streamline stream appended super surface. As the approaching wind stream tracks nearer to the surface, from the truck principle body and downstream the trailer, more air is additionally shipped into the trailer hole, which builds the unsettling influence of the stream in the locale.

The expansion of drag power for different fairings at 0° yaw edge is shown in Table 1. The outcomes demonstrate about 14% and 22% expansion of drag power for the truck model arranged with Bangladeshi and Pakistani redirector structure separately, contrasted with the gauge model (with no fairing appended to it). This outcome demonstrates that the extra fairings that have been actualized in Bangladeshi and Pakistani redirectors are producing more drag power. Then again, the aerodynamic fairing displays 12% decrease of drag powers contrasted with the pattern model.

Table 1. Drag increase % compared to baseline model

| <u>Configuration</u> | <u>Drag increase</u> |
|----------------------|----------------------|
| Bangladeshi | 14% |
| Pakistani | 22% |
| Aerodynamic 3 | -12% |

The expansion of drag impacts affects fuel utilization. As the drag expands, the fuel utilization likewise increases directly. Moreover, the non-aerodynamic structure of such trucks found in Bangladesh and Pakistan can likewise affect the directional dependability as the vehicle's focal point of gravity changes and the general lift is diminished because of the unsettling influence of the stream over the rooftop. Moreover, the multifaceted outer structures of the truck deflectors additionally add to wind clamor and soil affidavit. Due to expanding fuel utilization, the running cost will be likewise expanded which will likewise quicken decay of air quality. Moreover, the expanded fuel utilization makes additional weight on national vitality security. Starting in 2014, the world consumed over 1.3 trillion liters of petroleum and diesel every year for controlling many millions of vehicles and trucks. An examination by Snyder demonstrated that in the US, on the off chance that it was conceivable to diminish fuel utilization by as meager as 1% (which normally likens to simply 0.1 L/100 km for a standard vehicle), the US \$30 million could be spared every year.

CONCLUSION

In many countries, particularly in Bangladesh and Pakistan, a significant number of Lorries are manufactured without regard to their aerodynamics. The results indicate that aerodynamically efficient deflectors in most locally manufactured Bangladeshi and Pakistani light trucks are not possible, as they can increase their aerodynamic drag to 22%. In addition to reducing fuel consumption by replacing the letters with an aerodynamic design, the greenhouse gas emissions will be significantly reduced. With a little modification of these current conventional vehicles, these countries will benefit economically from a considerable amount.

REFERENCES

1. E. F. Thacher, B. T. Helenbrook, M. A. Karri, and C. J. Richter, "Testing of an automobile exhaust thermoelectric generator in a light truck," Proc. Inst. Mech. Eng. Part D J. Automob. Eng., 2007.
2. J. Kim, E. Yim, C. Jeon, C. Jung, and B. Han, "Real-Time Path Planning of Autonomous Vehicles for Unstructured Road Navigation," Int. J. ..., 2012.
3. T. J. Gates and D. A. Noyce, "Dilemma zone driver behavior as a function of vehicle type, time of day, and platooning," Transp. Res. Rec., 2010.
4. P. Cinzano and F. Falchi, "Quantifying light pollution," J. Quant. Spectrosc. Radiat. Transf., 2014.

5. W. Pattinson and R. G. Thompson, "Trucks and Bikes: Sharing the Roads," *Procedia - Soc. Behav. Sci.*, 2014.
6. B. A. Davis and M. A. Figliozzi, "A methodology to evaluate the competitiveness of electric delivery trucks," *Transp. Res. Part E Logist. Transp. Rev.*, 2013.
7. N. Boysen, "Truck scheduling at zero-inventory cross docking terminals," *Comput. Oper. Res.*, 2010.
8. H. Chowdhury, B. Loganathan, I. Mustary, H. Moria, and F. Alam, "Effect of Various Deflectors on Drag Reduction for Trucks," in *Energy Procedia*, 2017.
9. I. Ross and A. Altman, "Wind tunnel blockage corrections: Review and application to Savonius vertical-axis wind turbines," *J. Wind Eng. Ind. Aerodyn.*, 2011.
10. Q. Li et al., "Study on power performance for straight-bladed vertical axis wind turbine by field and wind tunnel test," *Renew. Energy*, 2016.
11. C. Russell, J. Jung, G. Willink, and B. Glasner, "Wind tunnel and hover performance test results for multicopter UAS vehicles," in *Annual Forum Proceedings - AHS International*, 2016.