
Problems and Constraints of Agricultural Labourers in Gudiyattam Block of Vellore District in Tamil Nadu

Dr.G. YOGANANDHAM¹

¹Associate Professor & Head, Department of Economics, Centre for Economic Policy Analysis, Thiruvalluvar University, Serkkadu, Vellore, Tamil Nadu, India.
Email ID: ¹drgyoga@gmail.com

Abstract: The economy of Tamil Nadu is agro-forestry based economy based on agriculture and its associated activities. Among the blocks in Tamil Nadu Gudiyattam Block of Vellore district is agriculturally developed one. Agricultural labourers constitute overwhelming majority segment of operational inhabitants. Their number in Tamil Nadu as per 2011 census is around 3.25 millions. In agricultural harvesting process both male and female labourers are employed. In all purpose merely male workers were working because they are the emotionally involved workers when compare to their counterpart. They live in poorly built-up and socially low status houses, starving and malnourished. Their educational, economic and social statuses are also very low when we compare to the main stream of the society. Without providing proper importance given to agricultural labourers concerning the living environment is enhanced, no country can attain real progress and development in agriculture. In this background, this study concentrates on the problems and constraints of agricultural labourers in Gudiyattam Block of Vellore District in Tamil Nadu.

Keywords: Economy of Tamil Nadu, Agro-Forestry based economy, Agricultural labourers, Agricultural production, Mainstream of the society, Women labourers, Informal Sector, Working conditions and Permanent labourers.

INTRODUCTION

Tamil Nadu Government took several effective measures to doubling the crop production and tripling the farmers' income and formulated policies and innovative steps to achieve equitable, competitive and sustainable growth in agriculture. Agricultural labourers constitute the overwhelming majority segment of operational inhabitants. Their number in Tamil Nadu as per 2011 census is around 3.25 millions. Farming labourers severely facing cyclic joblessness and below employment, uncertainty of occupation, lower survival livelihood, indebtedness, oppression, immigration, incapability to obtain bare minimum earnings and lack of societal safety. Socially low status houses, starving and malnourished. Their educational, economic and social statuses are also very low when we compare to the main stream of the society.

Agriculture workers were the unorganized or informal sector category. They do not have any security of employment. Regarding the agricultural labourers there is no concrete law to control the working environments. The benefits of therapeutic amenities and societal safety are completely deprived of them. Women agricultural employees encompass no motherhood benefits. They don't have negotiable power and capacity to raise their rights relating to working hours, wage rate and its associated aspects due to lack of proper guidelines, awareness and trade unionism.

For nationwide financial system cultivation expansion is incredibly essential for enlargement. Without providing proper importance given to agricultural labourers concerning the living environment is enhanced, no country can attain real progress and development in agriculture.

DEFINITION OF AGRICULTURAL LABOURERS

According to the 1971 census, mentioned that agricultural labourer are persons working in others soil intended for earnings and salary for hard money otherwise contribute to of produces.

According to Committee on Labour Welfare (1969) agricultural labourers are the persons their most important means of source of revenue is remuneration happening out of agriculture labour and its associated actions. This is considered as the most satisfactory definition for agricultural labourers.

Uniqueness of Agricultural Labourers

- Farm cultivation workers in Tamil Nadu are incredibly scattered.
- Farming labourers are usually untrained employees doing their agricultural operations in the traditional ways.

- They are normally traditional, custom bound, accepting in addition to obedient in the direction of the unbearable groups.
- Farming labourers got full employment throughout the sowing and harvesting period.
- After completing the harvesting and sowing season preponderance of farming employees are unemployed and except irrigated tracts. Their position is slightly better. However, their place in dry-farming is terrible.
- The farming labourer's bargaining supremacy in India are exceptionally pathetic.
- There is a straight relationship flanked by the farming labourers and the land owner.
- In a number of divisions of India, they became traveling to find out the occupations, above all at the time of sowing and harvest.

The above stated features of agricultural labourers are supposed to assist differentiate agricultural labourer from Industrial employees. Contrasted to industrial employees their figure is enormous, they are usually untrained and are not prearranged. Their bargaining situation is extremely feeble. Consequently they are unlocking to serious utilization.

Research Problem

Vellore District is bifurcated from the old North Arcot District. Paddy, Millets Chulam, Cumbu, Ragi, Maize, Pulses like Red gram, Black gram, Green gram, Oilseeds like Groundnut, other crops Sugarcane and cotton are planted principally in Vellore District. The total land utilized for agricultural purposes is 59.73 Lakh Hectares. Captivating into contemplation the whole farm cultivation workers to total population of Tamil Nadu, Vellore District comprises of added agricultural employees, than that of the other district of Tamil Nadu. They are inadequately dwellings, malnourished and half-starved, low cultured and literates compounded by lack of knowledge, awareness, guidance and association. Therefore, an effort is prepared in this study to recognize the variety of economic and social difficulties of farm cultivation labourers. Therefore this research paper is listening carefully to come across the problems and restraints of the farming labourers within the Gudiyattam Block of Vellore district.

Purpose and Aim

- To gain information on farming labourers in Gudiyattam Block of Vellore district.
- To talk about the proceeds and spending sketch of the respondents in the study area.
- To analyze the societal circumstances of farming labourers, and
- To propose appropriate actions to resolve the problems.

Research Methodology

Investigation techniques have been implemented to study the research problem, because the region of the research problem is incredibly extensive. A direct preliminary field visit was completed in order to access and observe the problems, difficulties and constraints faced by the respondents in the study area. A comprehensive, pre-determined and well structured- field survey was equipped within local verbal communication to gather required principal statistical data and information.

Gudiyattam block in Vellore district consists of 45 villages as per 2020. Out of these 45 villages, the researcher randomly selected 9 agriculturally progressive villages such as Semballi, Sembadu, Valathur, Ulli, Olakasi, Pattu, Chenduthur, Seevoor & Paradarami. Approximately 90 agricultural labourers are randomly selected as respondents for the study, and the sample size was determined as 90. The data composed are analyzed utilizing a variety of statistical tools where ever necessary.

Importance of the Study

Agriculture's essential role is one of production, both for food and other raw materials for the rural and urban populations. The land is a basic resource for agriculture, and rural or developing areas have lots of it. In this circumstances the study is highly appropriate, timely and socially relevant to the contemporary agricultural economy from the Indian context.

REVIEW OF LITERATURE

Kalra (1976) stated that under the scheme of settlement of agricultural labourers, an increase in the cultivated area was dispersed in the middle of the landless labourers.

Patel (1990) accounted that in the majority of the southern states women farming workers are supplementary than male farming workers. The outstanding characteristic was that in the middle of the scheduled tribes agricultural labourers sex- ratio was higher.

Janifar, A & Chandrasekaran, S (2019), described that the difficulties of farming landless laborers is division of the wider dilemma of being without a job and under-employment in rural areas.

Yuvaraja. U (2019), stated that the key problem that has come out and can become an insuperable is the subject of scarcity of farming labourers. Further the study also pointed out that few factors such as meager wage rate, monopoly in wage fixation, uncertainty, cyclic employment in cultivation encompass the farming labourers to move around from farming segment to other sectors

Santhosh Gangwar (2020), mentioned that the retail inflation of agricultural labourers and rural labourers are 9.41 per cent and 9.23 per cent correspondingly owing to meager prices of food items which have a positive impact on the labourers working in rural areas.

Negi, D S (2020), stated that the increase in inflation diverse as of state to state. In the midst of states, the maximum raise in the trade inflation is intended for agricultural labourers and rural workers was experienced in Tamil Nadu and Tripura.

Reddy, B., Prakash, R. & Reddy, B. (2021), examined that the nature and dynamics of labour in cotton production in Telangana which come out as the third principal cotton-producing state in India. It further looks at the responsibilities of innovative technology, gender and migrant labour in cotton agriculture as charting different forms of labour. They draw concentration against the well-known role of household labour comparative to employed labour in the developing agrarian structure obvious by small farms.

Scope

It is expected that the study will be helpful in finding out the nature and pattern of the problems agricultural labourers in Gudiyattam Block of Tamil Nadu. In the process it also indicate their weaknesses and suggest measure to improve them. It also be helpful for the future researchers who want to specialize in this field and for the policy makers at the state and the center level.

Table 1: Socio - Economic Profile of Respondents

Age wise distribution		
Age (in Years)	Frequency	Percent
Bellow 25	23	25.56
25-45	34	37.78
45-65	20	22.22
Above 65	13	14.44
Total	90	100.00
Monthly Income (in Rs.)		
Income Category	Frequency	Percent
Up to 20,000	47	52.22
20,000-Rs.30,000	24	26.67
Rs.30,000 -40,000	19	21.11
Total	90	100.00
Occupation Status		
Particulars	Frequency	Percent
Service	49	54.44
Business	19	21.11
Professional	22	24.45
Total	90	100.00
Marital Status		
Particulars	Frequency	Percent
Married	58	64.44
UnMarried	32	35.56
Total	90	100.00
Housing Status		
Particulars	Frequency	Percent
Pucca Houses	24	26.67
Semi – Pucca Houses	26	28.89
Katcha Houses	24	26.67
Others	16	17.77
Total	90	100.00

Source: Compiled and Calculated by the Author based on Primary survey.

It can be observed from the table – 1 make known that the age wise classification of the respondents in the study area. There were 34 respondents who constitutes in the age group of 25-45 years. Furthermore 23 of them in the category of under 25 years age group. Whereas, 20 respondents are in between the age group of 45-65 years. And the remaining 13 respondents comprised to above 65 years age group. Regarding the monthly income, Out of the total of 90 respondents 47 of them are earn up to Rs. 20,000, whereas 24 respondents are earn in between Rs. 20,000 – 30,000 and remaining 19 respondent’s monthly income range is in between Rs. 30,000 to 40,000. On the other hand, Occupation wise 49 respondents related to service sector and 22 respondents are professional and rest of 19 respondents related to business sector.

Table 2: Factors determining for being as Agricultural Labourers

Sl. No	Factors determining for being as Agricultural Labourers in the study area	No. of sampled Respondents	Percent
1	To meet essential family wants	78	97.50
2	Women headed households/ lack of male earning associates	62	77.50
3	Not have proper family income	76	95.00
4	To convene individual requirements	79	98.75
5	To meet up extra household obligations	65	81.25
6	Poverty, Starvation and food shortages	72	90.00
7	Others	54	67.50
Total		90	100.00

Source: Same as table-1.

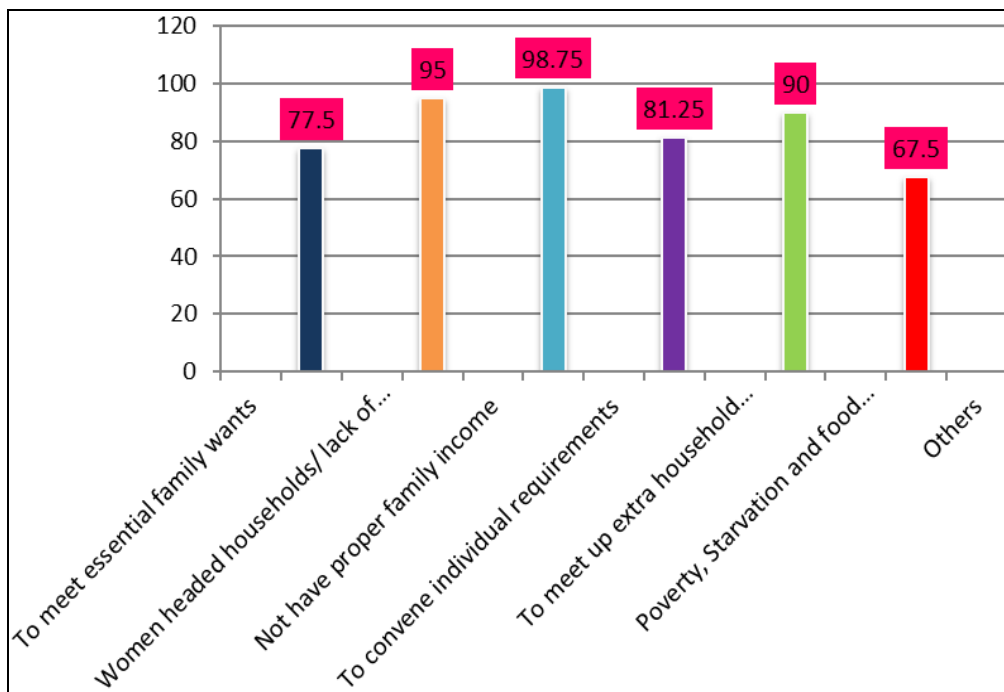


Fig.1: Factors determining for being as Agricultural Labourers

The evidences can be observed from the table – 2 clearly demonstrates that the factors responsible for being farming labourer among the sampled households in the study area. Out of the total sampled households, 95 percent of them stated meager family income is the major cause for being agriculture labourers whereas 97.50 percent of them were to reported that in order to meet basic family needs of livelihood, agriculture and its associated works are highly useful for us. The information elucidated form the table-2 pointed out that overwhelming majority (95 percent) of the sampled respondents constitutes low family income. These are all the most important causes meant for being as farming labourers.

Table 3: Various Works of the Sampled Respondents

Sl. No	Particulars of work	No. of Sampled Respondents	Percent
1	Sowing	71	88.75
2	Transplanting	69	86.25
3	Weeding	62	77.50
4	Irrigation	64	80.00
5	Fertilizer application	61	76.25
6	Plant protection	59	73.75
7	Harvesting	77	96.25
8	Widowing	57	71.25
9	Storing	54	67.50
10	Horticulture	28	35.00
11	Post harvest Operation	32	40.00
12	Live stock	24	30.00

Source: Same as table-1.

The data shown in table - 3 explains the particulars of farming work of the respondents in the study area. Out of the 90 sampled respondents, 88.75 percent of them were decided with sowing, while 86.25 percent of the respondents are agreed with transplanting. The study indicated that 88.75 percent of the respondents are engaged in sowing followed by transplanting and irrigation, etc. Majority of the respondents are engaged in multiple work in agricultural sector.

Table 4: Gender wise Farming Wages and differences in the study area, 2019-20

Gudiyattam Block	Female (in Rs.)	Male (in Rs.)	Difference (in Rs.)
Semballi	260	400	140
Sembedu	250	360	110
Valathur	250	380	130
Ulli	300	450	150
Olakasi	280	400	120
Pattu	300	400	100
Chendathur	230	380	150
Seevoor	300	450	150
Paradarami	350	450	100

Source: Same as table-1.

Information provided in table - 4 make clear that there is an assessment flanked by farming wages paid to male and female employees in 2019-20. It becomes aware of that in excess of all disparity in the imbursement of wages. There is a clear difference between the wages of women labourers as well as men labourers in 2019-20. It designated that the low down bargaining ability and unable to help state of affairs of women in farming segment in excess of a period of time, gender favoritism and bias in wages be institutionalized in addition to regardless of policy and set of laws there is no change in the state of affairs.

Table 5: Wage outline of the Sampled Respondents

S. No	Particulars	No. of Sampled Respondents	Percent
1	Daily	34	42.50
2	Weekly	22	27.50
3	Bi- Monthly	13	16.25
4	Monthly wages	11	13.75
	Total	80	100.00

Source: Same as table-1.

The statistical evidences given in table-5 represented that wage outline of the sampled respondents in the study area. Of the sampled respondents, 42.50 percent of them were captivating daily wage, 27.50 percent of the respondents are obtaining wages at the end of each and every week. It can be observed from the table-5 nearly half of the (42.50 percent) respondents are receiving daily wages due to several reasons, a few of them like as they are not work daily at the similar place.

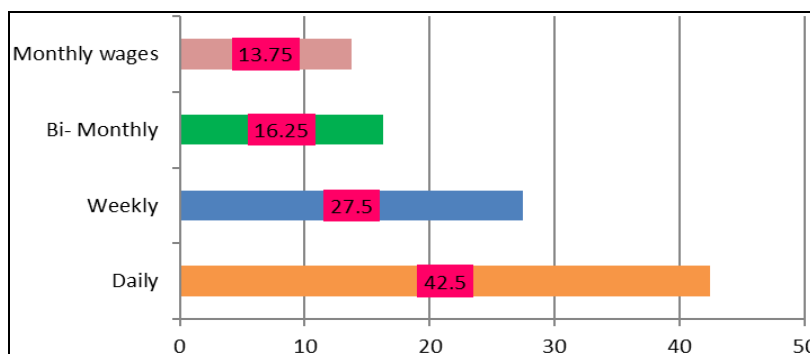


Fig.2: Wage outline of the Sampled Respondents

Table 6: Hours of Work of the Sampled Respondents, 2019-20

S. No.	Work (in Hours)	No. of Sampled Respondents	Percent
1.	Below 6 hours	18	22.50
2.	6-8 hours	29	36.25
3.	8-10 hours	24	30.00
4.	10 hours & Above	09	11.25
Total		80	100.00

Sources: Same as table-1.

Data exposed in table - 6 illustrated that hours of work of the farming labourers in the study area. It can be observed from the above table 36.25 percent of the sampled respondents are working in between 6 to 8 hours, whereas 22.50 percent of them were working below 6 hours. Over all the information provided in table clearly stated that 36.25 percent of them were working 6 to 8 hours in the study area.

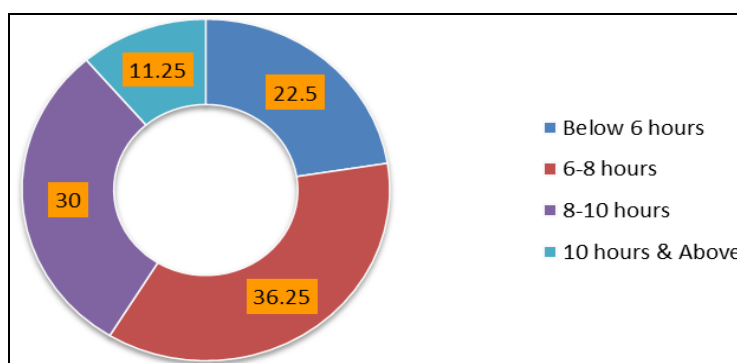


Figure 3: Hours of Work of the Sampled Respondents

Table 7: Satisfaction of the Sample Respondents about THEIR Work

S. No	Details	No. of Sampled Respondents	Percent
1	Satisfied	16	20.00
2	Dis-Satisfied	28	35.00
3.	Some way Satisfied	20	25.00
4.	Highly Satisfied	07	08.75
5.	No Opinion	09	11.25
Total		80	100.00

Source: Same as table-1.

The data provided in table -7 explicated that the work satisfaction level of the sampled respondents. Out of the 90 sampled respondents, 35 percent of them were not satisfaction about their work, whereas 25 percent are reported that they are some way satisfied, 11.25 percent of them stated that they have no opinion, 20 percent of respondents are satisfied about their work. And the remaining only 8.75 percent of them reported that they got

satisfaction with their work. It can be inferred as of the table formulate clear that 25 percent of the sampled respondents are satisfied with their work.

Table 8: Factors Responsible for Not Satisfaction of the Respondents

S. No.	Details	No. of Sampled Respondents	Percent
1	Discrimination in Wages	68	85.00
2	Gender conquered Society	71	88.75
3	Low wages	78	97.50
4	Hard work	64	80.00
5	Lack of Proper Transport facility	67	83.75
6	Offer a low quality food from the land owners	54	67.50
7	Violent attitude of the land Owners towards labourers	31	38.75
8	Excess of functioning hours	27	33.75
9.	Other factors	13	16.25

Source: Same as table-1.

Data presented in table – 8 discusses the factors responsible for not satisfaction of the work of respondents in the study area. It reflects that irresistible majority (97.50 percent) of respondents are reported that low level of wages is the main factor for not satisfaction with their work. Whereas 88.75 percent of them were stated that gendered conquered society is the key factor for their dissatisfaction with work. It can be observed from the table-8 reflected that around 40 percent of sampled respondents are accounted that violent attitude of the land owners towards labourers are the major factor which determining the dissatisfaction of the sampled respondents towards their work in the study area.

Table 9: Difficulties of Cultivation Labourers

S. No	Problems	No. of Sampled Respondents	Percent
1.	Discrimination in Wages	54	67.50
2.	Scarcity of wages	78	97.50
3.	Illiterates	39	48.75
4.	Customary Surrounded	47	58.75
5.	Solid Employment	74	92.50
6.	Twofold responsibility	58	72.50
7.	Not remunerated employment	32	40.00
8.	Not Transportation Infrastructure	69	86.25
9.	Discontinuation of employment & Traditions recurring joblessness	77	95.25
10.	Alcohol consumption and its related habit of husbands	46	57.50
11.	Poor quality of livelihood	54	67.50
12.	Violent attitude of the land Owners towards labourers	10	12.50
13.	Scarcity of point in time	65	81.25
14.	Abandoned from policy architects	05	6.25
15.	Disparity of choice creation	07	8.75
16.	Irregularity of earnings	37	46.25
17.	Lack of choice creation abilities	28	35.00

Source: Same as table-1.

The information stated in table -9 pointed out that the difficulties faced by the sampled agricultural labourers in the research area. As per the table - 9, overwhelming (92.50 percent) majority of them was mentioned that hard work is the problem. Whereas 81.25 percent of respondents are decided lack of time is the main cause for their problems.

However, around 70 percent of respondents were reported that wage discrimination is the main factor for their problems. From the statistical evidences provided in table-9 concluded that 92.50 percent of the sampled agricultural labourers are affirmed hard employment is the key problem relating to their employment.

MAJOR KEY FINDINGS

- There were 34 respondents who belonged to the age group of 25-45 years. Whereas, 23 of them comprised under the age group of 25 years. While 20 sampled respondents constitute in the age group of 45-65 years, and remaining 13 of them belongs to the age group of above 65 years.
- Regarding the Monthly income of sampled agricultural labourers, out of the total sample respondents 47 of them was getting up to Rs. 20,000. Whereas, 24 respondents are getting the monthly income in the range of Rs. 20,000 – 30,000 and the remaining 19 respondents belongs to Rs. 30,000 to 40,000 category.
- Regarding the occupational status of the sampled respondents, Out of the total of 90 sampled respondent households, 49 of them associated with service sector whereas 22 respondents are connected with professional and the remaining 19 of them belongs to business sector.
- The study indicated that 88.75 percent of the respondents are engaged in sowing, transplanting and irrigation.
- There are 80 percent of respondents are agreed with hard work.
- 33.75 percent of the sample households are agreed with over working hours.
- 67.50 percent of them are decided through low quality food.
- This study indicates that 92.50 percent of them are decided by means of hard work.

SUGGESTIONS FOR THE DEVELOPMENT

- Enhanced execution of labour laws and legislative procedures.
- Generating optional foundations of employment to the respondents, in addition to build up the bargaining ability.
- Providing guidelines associated with hours of work is very essential.
- Offering of credit at very low rate of interest on easy terms of repayments, and
- Giving proper training facilities and awareness to the respondents.

CONCLUSION

Farming labourers are documented as informal sector employees. Modern technological interventions have been fostering agriculture development practices in the study area. Respondent households were offer a most important contribution to the cultivation and its associated activities and also furnish additional payment to the development of the Gudiyattam block of Vellore district in Tamil Nadu. The economy of this block is purely based on agro-forestry based rural economy. Farming labourers face lot of difficulties and constraints and they does not know the solution for their problems such as not paid work, discrimination in earnings, customary surrounded, solid work and poor quality of livelihood and so on. Agricultural labourer's position is very poor by means of all social economic and political indicators. The foregoing discussions and findings of the study will help the sampled respondents in the study area to lead a better successful life.

Overall farming labourers forever subjugated by the agriculturist from side to side the wage bargaining. On the whole, farming labourers are deprived, unvoiced, immobilized, and option less and they have been facing the recurring and discussed joblessness harms since extended instants in India.

REFERENCES

1. Andrew Dorward (2013). "Agriculture Labour Productivity, Elsevier Publication", *Food Policy-39*, pp 40-50, 2013.
2. District Census Handbook Dakshina Kannada (2011). "Village and Town wise Primary census Abstract (PCA), Directorate of census operations Karnataka", *Census of India, Series-30, Part-XII-B*.
3. Doddamani K.N (2014). "A study on Agricultural labourers from Hyderabad Karnataka area to Maharashtra". *IOSR Journal of Humanities and Social Science (ISOR-JHSS) Vol.19, Issue-5, Ver.III (May 2014)*.
4. Gade Siddhanath, Purohit Mayakumari & Kaktikar Salman (2019). "A Study of Problems of Agricultural Labourers in India". *Aarhat Multidisciplinary International Education Journal, Vol. VIII, Special Issue – X, ISSN: 2278-5655*.
5. Hans P. Binswanger-Mkhize (2012). "India (1960-2010), Structural change the rural nonfarm sector and the prospects for agriculture". *Stanford symposium series on Global Food Policy & Food Security in the 21 Century*.
6. Janifar, A & Chandrasekaran, S (2019). "Problems Faced by Agricultural Landless Laborers in Cuddalore District, Tamil Nadu: A Status Analysis". *Asian Review of Social Sciences, Vol.8 No.2, ISSN: 2249-6319*.
7. Kalra, B.R. (1976). "Employment and Productivity of Agricultural Working Force". *Indian Journal of Agricultural Economic, Vol. 31, No.4*.

8. Negi, D.S (2020). “Retail inflation for agricultural labourers eases to 6% in November; down to 5.86% for rural workers”, *The Economic Times, e-Paper*, 18th December 2020.
9. Patel, B.B. (1990). “Profile of Unorganized Labour: Agricultural Labourers in India”. *Paper presented on National Seminar on Rural Labour Ministry of Labour*. New Delhi.
10. Puri V.K and S.K Mishar (2015). “*Indian Economy-Its Development and Experience*”, (33rd edition) Himalaya Publishing House, Mumbai, India, 2015.
11. Reddy, B., Prakash, R. & Reddy, B. (2021). “Dynamics of Agricultural Labour in Small-Farm Economy: Work, Gender and Technologies in Cotton Production in Telangana”. *Indian Journal Labour Economics*. <https://doi.org/10.1007/s41027-021-00308-y>.
12. Santhosh Gangwar (2020). “Retail inflation for agricultural labourers eases to 6% in November; down to 5.86% for rural workers”. *The Economic Times, e-Paper*, 18th December 2020.
13. Venu B.N, Umesh K.B., and Gaddi G.M (2016). “Agricultural Labour Migration and Remittances in Karnataka State of India”. *International Journal of Agricultural Science ISSN 0975-3710 and E-ISSN-0975-9107*, Vol. 8, No.58.
14. Vetrival V. Manegandan R. (2013). “An Empirical Study of Agricultural Labour in India”, *Journal of Exclusive Management since Vol.2, No.12, ISSN 2277-5684*.
15. Yuvaraja, U. (2019). “Socio-economic Conditions of the Agricultural Labourers: An Analysis”. *International Journal of Application or Innovation in Engineering & Management*, Volume 8, No. 6, ISSN 2319 – 4847.